TT LADDERS

BEST LADDER for factory and warehouse usage. Provides high stability. Additional wheels to ensure comfort for transporting and maneuvering around.

Foldable for easy Storage!

Build-in Wheels to provide ease for transportation

TT LADDERS

STANDARD PRODUCTS

1. A TYPE PLATFORM LADDER (CAP) (ALUMINIUM / FIBERGLASS)
2. A FRAME LADDER (ALUMINIUM / FIBERGLASS)
3. FIREMAN LADDER (ALUMINIUM / FIBERGLASS)
4. SAFETY A LADDER (ALUMINIUM / FIBERGLASS)
5. MULTI PURPOSE LADDER (ALUMINIUM)
6. WORKING PLATFORM LADDER (ALUMINIUM)
7. FAMILY LADDER (ALUMINIUM)
8. OFFICE LADDER (MILD STEEL)
9. TWO WAY COMBINATION LADDER (ALUMINIUM)

A TYPE PLATFORM LADDER (CAP)

(ADD ON ACCESSORIES)

BS EN131
PSB TESTED

BEST LADDER for factory and warehouse usage. Provides high stability , Additional wheels to ensure Comfort for transporting and maneuvering around.

Foldable for easy storage!!



Auto wheels

Toe Board

TT LADDERS

C . A . P

A TYPE PLATFORM LADDER

Patented Design:D2012/853/C

WSH (WORK AT HEIGHTS) REGULATIONS S18

BS EN131 Standard with PSB Certificate of conformity

ALUMINIUM

Load Capacity : 200 kg

Code No	Steps	Closed Height (MM)	Bottom Step Width (MM)	Weight (KG)	Platform Height (MM)
AL- CAP - 03	3	1820	630	14.3	750
AL- CAP - 04	4	2080	650	16.2	1000
AL- CAP - 05	5	2350	660	17.6	1260
AL- CAP - 06	6	2560	680	19.0	1500
AL- CAP - 07	7	2830	690	20.0	1730
AL- CAP - 08	8	3050	710	22.5	1980
AL- CAP - 09	9	3320	730	24.2	2260
AL- CAP - 10	10	3580	750	26.6	2490
AL- CAP - 11	11	3860	770	28.2	2750
AL- CAP - 12	12	4100	790	30.5	3000
AL- CAP – 13	13	4310	810	32.5	3180
AL- CAP – 14	14	4600	830	34.0	3440
AL- CAP – 15	15	4850	850	37.2	3690
AL- CAP - 16	16	5100	880	38.5	3950

FIBERGLASS

NON CONDUCTIVE

Load Capacity : 200 kg

Code No	Steps	Closed Height (MM)	Bottom Step Width (MM)	Weight (KG)	Platform Height (MM)
FG- CAP – 03	3	1820	630	17.0	750
FG- CAP – 04	4	2150	650	18.0	1000
FG- CAP – 05	5	2350	660	19.0	1260
FG- CAP – 06	6	2600	690	21.0	1500
FG- CAP – 07	7	2870	700	22.0	1730
FG- CAP – 08	8	3120	720	24.2	1980
FG- CAP – 09	9	3380	740	26.0	2260
FG- CAP – 10	10	3630	750	28.8	2490
FG- CAP – 11	11	3920	770	30.0	2750
FG- CAP – 12	12	4130	790	32.0	3000
FG- CAP – 13	13	4220	810	35.0	3240
FG- CAP – 14	14	4380	830	36.5	3480
FG- CAP – 15	15	4640	850	38.5	3740
FG- CAP - 16	16	5130	880	41.0	3980

TT LADDERS

ALUMINIUM

'A' FRAME LADDER

Load Capacity (KG)	SUPER Heavy Duty (200 KG)	Heavy Duty (150 KG)	Medium Duty (120 KG)	Light Duty (100 KG)
Steps	02 - 24 Steps	02 - 24 Steps	02 - 12 Steps	02 - 12 Steps

Single Side

Double Side

No of Steps	Height (ft.)	Height (Meter)
02	1.6	0.48
03	2.5	0.76
04	3.3	1.0
05	4.2	1.3
06	5.0	1.5
07	5.8	1.77
08	6.7	2.05
09	7.5	2.3
10	8.3	2.53
11	9.2	2.8
12	10.0	3.0
13	10.8	3.3
14	11.6	3.5
15	12.5	3.8
16	13.3	4.05
17	14.2	4.3
18	15.0	4.6
19	15.8	4.8
20	16.7	5.1
21	17.5	5.3
22	18.3	5.8
23	19.2	5.9
24	20.0	6.1

TT LADDERS

FIBERGLASS

'A' FRAME LADDER

NON CONDUCTIVE

All dimension in ±

M

Single Side **Double Side**

Load Capacity : 150 kg

Code No / Steps	Closed Height	Open Height	Foot Width	Weight
FGA-M-03	03 ft. - 914 mm	910 mm	410 mm	6.0 kg
FGA-M-04	04 ft. - 1219 mm	1210 mm	500 mm	7.7 kg
FGA-M-05	05 ft. - 1524 mm	1420 mm	530 mm	9.5 kg
FGA-M-06	06 ft. - 1828 mm	1800 mm	590 mm	10.6 kg
FGA-M-07	07 ft. - 2133 mm	2000 mm	610 mm	12.2 kg
FGA-M-08	08 ft. - 2438 mm	2400 mm	680 mm	14.5 kg
FGA-M-09	09 ft. - 2743 mm	2570 mm	700 mm	16.0 kg
FGA-M-10	10 ft. - 3048 mm	2980 mm	760 mm	18.5 kg
FGA-M-12	12 ft. - 3657 mm	3450 mm	830 mm	22.0 kg
FGA-M-14	14 ft. - 4267 mm	4000 mm	900 mm	26.0 kg
FGA-M-16	16 ft. - 4876 mm	4600 mm	1005 mm	30.5 kg
FGA-M-18	18 ft. - 5486 mm	5170 mm	1085 mm	35.5 kg

TT LADDERS

FIBERGLASS

'A' FRAME LADDER

NON CONDUCTIVE

C

Single Side only

Load Capacity : 150 kg

All dimension in ±

Code No / Steps	Closed Height	Open Height	Foot Width	Weight
FGA-C-03	965 mm	880 mm	440 mm	4.4 kg
FGA-C-04	1270 mm	1160 mm	480 mm	5.5 kg
FGA-C-05	1575 mm	1440 mm	520 mm	6.5 kg
FGA-C-06	1880 mm	1730 mm	560 mm	7.7 kg
FGA-C-07	2185 mm	2010 mm	600 mm	8.9 kg
FGA-C-08	2490 mm	2300 mm	640 mm	9.9 kg
FGA-C-09	2795 mm	2570 mm	680 mm	11.4 kg
FGA-C-10	3100 mm	2890 mm	720 mm	13.1 kg
FGA-C-12	3710 mm	3460 mm	800 mm	16.6 kg

TT LADDERS

ALUMINIUM FIREMAN LADDER

Load Capacity : 150 kg
Ladder Width : 350mm

SINGLE POLE

No of Steps	Height (FT.)	Height (Meter)
07	8	2.4
09	10	3.0
11	12	3.6
12	13.2	4.0
14	15	4.5
16	16.5	5.0
17	18	5.5
19	20	6.0

Add on accessories
Steel Hook

DOUBLE EXTENSION

No of Steps	Height (FT.)	Height (Extended) (Meter)
13	8 x 8	4.35
17	10 x 10	5.52
21	12 x 12	6.42
23	13.2 x 13.2	7.42
27	15 x 15	8.24
31	16.5 x 16.5	9.33
33	18 x 18	10.14
37	20 x 20	11.25

TRIPLE EXTENSION

No of Steps	Height (FT.)	Height (Extended) (Meter)
18	8 x 8 x 8	5.91
24	10 x 10 x 10	7.68
30	12 x 12 x 12	9.18
33	13.2 x 13.2 x 13.2	10.49
39	15 x 15 x 15	11.92
45	16.5 x 16.5 x 16.5	13.6
48	18 x 18 x 18	14.71
54	20 x 20 x 20	16.41

TT LADDERS

FIBERGLASS FIREMAN LADDER

NON CONDUCTIVE

Load Capacity : 150 kg
Ladder Width : 430mm

SINGLE POLE

No of Steps	Height (FT.)	Height (Meter)
08	8.09	2.46
10	9.96	3.03
12	11.83	3.6
14	13.7	4.17
16	15.57	4.74
18	17.44	5.31
20	19.31	5.88

DOUBLE EXTENSION

No of Steps	Height (FT.)	Height (Extended) (Meter)
16	8 x 8	3.99
20	10 x 10	5.13
24	12 x 12	5.98
28	14 x 14	7.12
32	16 x 16	7.98
36	18 x 18	9.12
40	20 x 20	10.26

ALUMINIUM ; FIBERGLASS

TT LADDERS

SAFETY 'A' LADDER

++ RED LAMINATED PLYWOOD COVER

NON CONDUCTIVE

Code No	Steps	Closed Height	Standing Height
SAL-05	05	1300 mm	480 mm
SAL-06	06	1500 mm	760 mm
SAL-07	07	1770 mm	1000 mm
SAL-08	08	2050 mm	1300 mm
SAL-09	09	2300 mm	1500 mm
SAL-10	10	2530 mm	1770 mm
SAL-11	11	2800 mm	2050 mm
SAL-12	12	3000 mm	2300 mm
SAL-13	13	3300 mm	2530 mm
SAL-14	14	3500 mm	2800 mm
SAL-15	15	3800 mm	3000 mm
SAL-16	16	4050 mm	3300 mm
SAL-17	17	4300 mm	3500 mm
SAL-18	18	4600 mm	3800 mm

Code No	Steps	Closed Height	Standing Height
FG-SAL-06	06	1830 mm	915 mm
FG-SAL-07	07	2130 mm	1220 mm
FG-SAL-08	08	2440 mm	1530 mm
FG-SAL-09	09	2740 mm	1830 mm
FG-SAL-10	10	3050 mm	2130 mm
FG-SAL-11	11	3350 mm	2440 mm
FG-SAL-12	12	3660 mm	2740 mm
FG-SAL-13	13	3960 mm	3050 mm
FG-SAL-14	14	4270 mm	3350 mm
FG-SAL-15	15	4570 mm	3660 mm

Add on Accessories
< Strongly Arm Support>

MULTI PURPOSE LADDER

TT LADDERS

Load Capacity : 150 kg

Add on Accessories

Steps	Fold	Height (Meter)		Weight (KG)
		A Type	Straight	
08 (08'ft)	2 step x 4 fold	1.25 MTR	2.6 MTR	8.60 KG
12 (12'ft)	3 step x 4 fold	1.76 MTR	3.6 MTR	10.20 KG
16 (16'ft)	4 step x 4 fold	2.35 MTR	4.7 MTR	11.80 KG
20 (20'ft)	5 step x 4 fold	2.90 MTR	5.7 MTR	14.70 KG

WORKING PLATFORM LADDER

Load Capacity : 150 kg

STEPS	HEIGHT (MM)		WIDTH (MM)		LENGTH (MM)
03	820	X	300	X	820
03	935	X	300	X	935
04	1090	X	300	X	1090
03	750	X	**450**	X	1000
03	820	X	**450**	X	1000

STEPS	HEIGHT (MM)		WIDTH (MM)		LENGTH (MM)
03	820	X	500	X	1000
03	750	X	500	X	1000
04	1000	X	500	X	1000

With Guard Rail

(500mm-Width)

TT LADDERS

ALUMINIUM FAMILY LADDER

Load Capacity : 150 kg

Platform Size : 250mm x 250mm

MODEL	STEPS	TOTAL (H) (MM)	PLATFORM (H) (MM)	WEIGHT (KG)
G-10003	03	1170	585	2.60
G-10004	04	1380	780	3.10
G-10005	05	1590	975	3.60
G-10006	06	1800	1175	4.10
G-10007	07	2010	1365	4.60
G-10008	08	2220	1560	5.10
G-10009	09	2430	1755	5.60
G-10010	10	2640	1950	6.10

OFFICE STEEL LADDER

Load Capacity : 150 kg

MODEL	STEPS	TOTAL (H) (MM)	PLATFORM (H) (MM)	WEIGHT (KG)
OSL-2	02	1000	480	4.30
OSL-3	03	1250	720	6.30
OSL-4	04	1510	960	8.30
OSL-5	05	1780	1210	10.0

TT LADDERS

ALUMINIUM
TWO WAY COMBINATION LADDER

'A' shape

Straight

Load Capacity : 100 kg

Code No	Steps	Height -mm (Straight)	Height-mm (A Frame)	Weight (kg)
DP03	06	1588 mm	788 mm	5.0
DP04	08	2108 mm	1058 mm	5.8
DP05	10	2628 mm	1318 mm	6.7
DP06	12	3148 mm	1560 mm	7.6
DP07	14	3663 mm	1838 mm	8.5
DP08	16	4188 mm	2088 mm	9.4

TT LADDERS

CUSTOM MADE PRODUCTS

1. CAT LADDER (ALUMINIUM / STAINLESS STEEL 304 / 316)
2. FLOOR CEILING LADDER
3. ACCESS LADDER (MOVABLE / FIXED)
4. PLATFORM LADDER
5. ACCESS HATCH DOOR / CASEMENT OR SLIDING TRAP DOOR
6. GATE DOOR / HANDLE / RAILING

HDB

WATER TANK

SUBSTATION

ALUM CAT LADDER

ALUM C-HANDLE

SS 304 GUARD RAIL

ALUM CASEMENT
TRAP DOOR

ALUM CASEMENT TRAP DOOR
(2 LAYER & MOVABLE RUNG)

ALUM LATCH LOCK

ACCESS TO ROOF

CAT LADDER WITH LANDING

ROOF CROWN



CAT LADDER WITH LANDING/STAIRCASE

SPRINKLER TANK

CAT WALK

RETRACTABLE SERIES

CHAMBER

CONFINED AREA



STAINLESS STEEL CAT LADDER

FLOOR CEILING

****

LADDER

****

FLOOR CEILING LADDER

Ladder specification:

- Made of pressed steel with high strength galvanization zinc plating or oven painted steel using polyester powder paints
- Folds by means of balanced hinges and comes completed with metal lock fitted in top quality door panels.
- 2 top landing handles
- Double lateral handrails
- 1 ladder pull down pole and fixing brackets.



ACCESS LADDER

****

(MOVABLE)

(FIXED)

ACCESS LADDER

ACCESS TO ROOF

PLATFORM

****

LADDER

****

The platform ladder offers stability and ease in transportation. Commonly used for aircrafts, oil tankers, crane operation and warehouse... etc.

The platform ladder can be customized to various heights and sizes.

Depending on individual needs, the platform ladder can be made in aluminium, mild steel or stainless steel

ISO TANK

WAREHOUSE

STAIRCASE / STOOL

MOVABLE HANDLE STAIRCASE

STAIRCASE FOLDABLE PLATFORM

RISER ROOM PLATFORM

AUTOMATIC ELEVATION MECHANISM

TUNNEL PLATFORM

AIRCRAFT

SERVICING

ACCESS HATCH

****

DOOR

****

ACCESS HATCH DOOR

Roof Top
Refuse Chute Cover #

Roof Top Trap Door
with Support #

Casement Trap Door
(Roof Access)

Sprinkler Tank
Hatch Door #

ACCESS HATCH DOOR

Sliding Trap Door

Alum Double Leaf
Trap Door#



Booster Tank Cover

Casement Trap Door
@ Water Tank

GATE DOOR

****

HANDLE

****

RAILING

****

SAFETY RING GATE DOOR

BLANKING PLATE DOOR

HANDLE

R-HANDLE

C-HANDLE

D-SHAPE HANDLE

ALUM NON-SKID RUNG

RAILING

EXTENSION RAILING